

2021-22 Texas Academic Performance Report (TAPR)

District Name: HURST-EULESS-BEDFORD ISD

District Number: 220916

2022 Accountability Rating: A


Distinction Designations:

Postsecondary Readiness

2022 Special Education Determination Status:

Meets Requirements

This page is intentionally blank.



Texas Education Agency
2021-22 STAAR Performance (TAPR)
HURST-EULESS-BEDFORD ISD (220916) - TARRANT COUNTY

Special			Region 11	District	African American	Hispanic	White	American Indian	Asian	Pacific Islander	Two or More Races	Special Ed (Current)	Special Ed				
---------	--	--	--------------	----------	---------------------	----------	-------	--------------------	-------	---------------------	----------------------------	----------------------------	---------------	--	--	--	--







Texas Education Agency
2021-22 STAAR Participation (TAPR)
HURST-EULESS-BEDFORD ISD (220916) - TARRANT COUNTY

[Redacted]													
[Redacted]	State	Region 11	District	African American	Hispanic	White	American Indian	[Redacted]	[Redacted]	[Redacted]	[Redacted]	[Redacted]	[Redacted]

[Redacted]	[Redacted]	[Redacted]	[Redacted]	[Redacted]	[Redacted]	[Redacted]	[Redacted]	[Redacted]	[Redacted]	[Redacted]	[Redacted]	[Redacted]	[Redacted]
------------	------------	------------	------------	------------	------------	------------	------------	------------	------------	------------	------------	------------	------------

[Redacted]	[Redacted]	[Redacted]	[Redacted]	[Redacted]	[Redacted]	[Redacted]	[Redacted]	[Redacted]	[Redacted]	[Redacted]	[Redacted]	[Redacted]	[Redacted]
[Redacted]	[Redacted]	[Redacted]	[Redacted]	[Redacted]	[Redacted]	[Redacted]	[Redacted]	[Redacted]	[Redacted]	[Redacted]	[Redacted]	[Redacted]	[Redacted]

[Redacted]	[Redacted]	[Redacted]	[Redacted]	[Redacted]	[Redacted]	[Redacted]	[Redacted]	[Redacted]	[Redacted]	[Redacted]	[Redacted]	[Redacted]	[Redacted]
------------	------------	------------	------------	------------	------------	------------	------------	------------	------------	------------	------------	------------	------------


[Redacted]	[Redacted]	[Redacted]	[Redacted]	[Redacted]	[Redacted]	[Redacted]	[Redacted]	[Redacted]	[Redacted]	[Redacted]	[Redacted]	[Redacted]	[Redacted]
[Redacted]	[Redacted]	[Redacted]	[Redacted]	[Redacted]	[Redacted]	[Redacted]	[Redacted]	[Redacted]	[Redacted]	[Redacted]	[Redacted]	[Redacted]	[Redacted]

[Redacted]	[Redacted]	[Redacted]	[Redacted]	[Redacted]	[Redacted]	[Redacted]	[Redacted]	[Redacted]	[Redacted]	[Redacted]	[Redacted]	[Redacted]	[Redacted]
------------	------------	------------	------------	------------	------------	------------	------------	------------	------------	------------	------------	------------	------------

[Redacted]	[Redacted]	[Redacted]	[Redacted]	[Redacted]	[Redacted]	[Redacted]	[Redacted]	[Redacted]	[Redacted]	[Redacted]	[Redacted]	[Redacted]	[Redacted]
------------	------------	------------	------------	------------	------------	------------	------------	------------	------------	------------	------------	------------	------------

Texas Education Agency
 2021-22 Attendance, Graduation, and Dropout Rates (TAPR)
 HURST-EULESS-BEDFORD ISD (220916) - TARRANT COUNTY

	State	Region 11	District	African American	Hispanic	White	American Indian	Asian	Pacific Islander	Two or More Races	Special Ed	Econ Disadv	EB/EL
Class of 2021	85.7%	84.7%	86.3%	78.9%	85.8%	89.1%	54.5%	97.4%	80.6%	86.1%	41.1%	81.6%	81.9%
Class of 2020	87.8%	87.1%	90.2%	86.7%	89.9%	90.5%	100.0%	98.6%	82.9%	89.2%	43.5%	85.9%	79.8%





Texas Education Agency
2021-22 Graduation Profile (TAPR)
HURST-EULESS-BEDFORD ISD (220916) - TARRANT COUNTY

	District Count	District Percent	State Count	State Percent

Texas Education Agency
 2021-22 College, Career, and Military Readiness (CCMR) (TAPR)
 HURST-EULESS-BEDFORD ISD (220916) - TARRANT COUNTY

Academic Year	State	Region 11	District	African American	Hispanic	White	American Indian	Asian	Pacific Islander	Two or More Races	Special Ed	Econ Disadv	EB/EL
College, Career, and Military Ready Graduates (Student Achievement)													
College, Career, or Military Ready (Annual Graduates)													
2020-21	65.2%	61.8%	57.3%	39.6%	53.8%	66.2%	63.6%	81.6%	31.6%	52.0%	48.6%	48.5%	23.4%
2019-20	63.0%	59.8%	56.7%	42.6%	52.9%	63.3%	50.0%	82.7%	24.3%	52.7%	41.9%	46.2%	23.9%
College Ready Graduates													
College Ready (Annual Graduates)													
2020-21	52.7%	48.8%	45.0%	27.8%	42.2%	51.1%	45.5%	76.3%	23.7%	38.7%	5.5%	36.0%	13.1%
2019-20	53.4%	50.1%	48.7%	33.1%	44.3%	55.4%	33.3%	78.7%	13.5%	48.6%	3.8%	37.6%	10.9%
TSI Criteria Graduates in English Language Arts (Annual Graduates)													
2020-21	56.1%	56.6%	44.3%	33.9%	36.6%	51.3%	36.4%	71.7%	21.1%	46.7%	7.3%	36.0%	8.4%
2019-20	59.7%	60.0%	55.5%	41.3%	48.2%	64.5%	33.3%	81.3%	24.3%	58.1%	5.7%	43.5%	9.8%
TSI Criteria Graduates in Mathematics (Annual Graduates)													
2020-21	45.7%	43.5%	39.5%	27.8%	31.2%	46.7%	36.4%	74.3%	21.1%	30.7%	7.3%	31.8%	10.3%
2019-20	47.9%	45.8%	45.9%	33.4%	36.8%	53.9%	16.7%	77.3%	16.2%	47.3%	1.9%	35.3%	16.3%
TSI Criteria Graduates in Both Subjects (Annual Graduates)													
2020-21	40.4%	38.8%	34.7%	24.0%	26.0%	41.9%	36.4%	65.8%	18.4%	29.3%	5.5%	26.3%	6.5%
2019-20	43.2%	41.8%	42.6%	28.9%	34.0%	50.2%	16.7%	75.3%	13.5%	45.9%	1.9%	31.3%	6.5%





Texas Education Agency
 2021-22 Student Information (TAPR)
 HURST-EULESS-BEDFORD ISD (220916) - TARRANT COUNTY

Student Information	----- Membership -----				----- Enrollment -----			
	---- District ----		----- State -----		---- District ----		----- State -----	
	Count	Percent	Count	Percent	Count	Percent	Count	Percent
Students w/ Dyslexia	1,209	5.3%	270,260	5.0%	1,210	5.3%	270,966	5.0%
Foster Care	14	0.1%	15,338	0.3%	14	0.1%	15,409	0.3%
Homeless	559	2.5%	61,433	1.1%	559	2.4%	61,687	1.1%
Immigrant	863	3.8%	108,510	2.0%	866	3.8%	108,787	2.0%
Migrant	1	0.0%	14,366	0.3%	1	0.0%	14,426	0.3%
Title I	10,760	47.2%	3,473,996	64.3%	10,806	47.2%	3,487,333	64.3%
Military Connected	514	2.3%	176,253	3.3%	514	2.2%	176,554	3.3%
At-Risk	11,762							

Texas Education Agency
 2021-22 Student Information (TAPR)
 HURST-EULESS-BEDFORD ISD (220916) - TARRANT COUNTY

Student Information	-Non-Special Education Rates-		-Special Education Rates-	
	District	State	District	State
Retention Rates by Grade:				
Kindergarten	5.5%	1.9%	5.9%	5.2%
Grade 1	3.7%	2.9%	4.2%	4.2%
Grade 2	1.9%	1.7%	0.9%	2.2%
Grade 3	1.1%	1.0%	0.9%	1.0%
Grade 4	0.8%	0.7%	0.4%	0.7%
Grade 5	0.8%	0.5%	0.0%	0.7%
Grade 6	0.5%	0.6%	0.8%	0.6%
Grade 7	1.4%	0.7%	1.5%	0.7%
Grade 8	1.5%	0.6%	2.1%	0.8%
Grade 9	1.4%	10.5%	6.8%	14.1%

	---- District ----	----- State -----
Count		

Texas Education Agency
 2021-22 Staff Information (TAPR)
 HURST-EULESS-BEDFORD ISD (220916) - TARRANT COUNTY

Staff Information	----- District -----		----- State -----	
	Count	Percent	Count	Percent
Total Staff	2,698.8	100.0%	749,473.4	100.0%
Professional Staff:	1,826.7	67.7%	480,632.3	64.1%
Teachers	1,439.0	53.3%	369,695.8	49.3%
Professional Support	282.2	10.5%	80,190.4	10.7%
Campus Administration (School Leadership)	75.0	2.8%	22,091.4	2.9%
Central Administration	30.5	1.1%	8,654.8	1.2%
Educational Aides:	234.4	8.7%	82,972.4	11.1%
Auxiliary Staff:	637.8	23.6%	185,868.6	24.8%
Librarians and Counselors (Headcount):				
Full-time Librarians	25.0	n/a	4,194.0	n/a
Part-time Librarians	0.0	n/a	607.0	n/a
Full-time Counselors	45.0	n/a	13,550.0	n/a
Part-time Counselors	0.0	n/a	1,176.0	n/a
Total Minority Staff:	896.6	33.2%	390,611.0	52.1%
Teachers by Ethnicity:				
African American	109.7	7.6%	41,286.1	11.2%
Hispanic	204.9	14.2%	106,866.5	28.9%
White	1,071.1	74.4%	208,485.4	56.4%
American Indian	10.3	0.7%	1,235.6	0.3%
Asian	32.0	2.2%	6,956.0	1.9%
Pacific Islander	3.0	0.2%	553.2	0.1%
Two or More Races	8.0	0.6%	4,312.0	1.2%
Teachers by Sex:				
Males	273.1	19.0%	89,015.4	24.1%
Females	1,165.9	81.0%	208,855.0	55.9%
Held:				
No Degree				

Texas Education Agency
 2021-22 Staff Information (TAPR)
 HURST-EULESS-BEDFORD ISD (220916) - TARRANT COUNTY

Staff Information	---- District ----		----- State -----	
	Count	Percent	Count	Percent
21-30 Years Experience	227.0	15.8%	48,804.6	13.2%
Over 30 Years Experience	43.0	3.0%	10,902.0	2.9%
Number of Students per Teacher	15.9	n/a	14.6	n/a

Staff Information	District	State

--	--	--

--	--	--

--	--	--

--	--	--

--	--	--

--	--	--

--	--	--

Texas Education Agency
 2021-22 Staff Information (TAPR)
 HURST-EULESS-BEDFORD ISD (220916) - TARRANT COUNTY

	----- District -----		----- State -----	
Designation	Headcount	Average Payout	Headcount	Average Payout
Teacher Incentive Allotment:				
Recognized	-	-	3,305	\$6,188
Exemplary	-	-	1,564	\$12,202
Master	*	*	681	\$21,922

	----- District -----		----- State -----	